




# BIRD

# EXPLORERS



# LET'S BE A MINI RANGER



Rangers help nature and wildlife. We love to protect lots of species and help them stay as wild as possible. Here's a guide on becoming a mini ranger!



## Know your stuff!

There are lots of safe foods for birds which we recommend however there are lots of toxic foods that can cause harm. Please check the RSPB online guide before putting food out.

Birds have many predators especially cats. Try to keep bird houses or feeders away from the ground and ledges.



## Keep tidy!

Always collect your own rubbish when outdoors. It can be really harmful to local wildlife.

All activities provided are recommended under full adult supervision.



Try using an app to fully identify nature that you come into contact with.

We recommend the Smart Bird App to help locate local birds as well as identify bird song.

*enjoy  
every  
moment.*



# CREATING CONVERSATIONS

Let's talk about the things we are doing!



## Bird Watching

Bird watching is a brilliant way of developing observation skills. Focus on details, talk about the different marking, listen to the different calls.

Notice how our feathered friends behave at different times of the year.

## Bird Feeders

Talk about the seasons.

Why do birds need help during the winter?

What's the importance of berries on bushes and trees?

How can we help birds at different times of the year?

## Food Chains

Play at being in a food chain.  
Wriggle on a floor like a Worm.  
Watch out for a swooping Thrush.  
Sound a Thrushes warning call to protect you from the Sparrowhawk.

Fly high like a Sparrowhawk using your fantastic eyesight to spot your prey.

## Migration

There are many migrating birds that we can spot including, House Martins, Sand Martins, Swallows and Swifts. These little birds travel between Britain and Africa.

Try showing your child how far that is on a World Atlas.

## Mindfulness

Learning to slow down, relax, focus and listen to your environment are skills that Bird watching fosters. Remember that young children's attention spans are a lot shorter than ours. Let them choose how long they join in with this activity. Little and often.





BLACKPOOL PARK RANGERS  
Connecting our town to nature

# LET'S HAVE AN ADVENTURE

## STANLEY PARK

Stanley Parks Ecological Site has a wonderful section devoted to bird feeding. This area encourages all different types of garden birds to visit the park such as Blue Tits, Great Tits and Robins.

Exotic birds are also known to dine at the bird feeding site, with brightly coloured wild Parakeets that cheerfully forage at a close distance. Don't forget our wetland fowl that Stanley Park Lake is home to including Herons and Swans.



LOOK OUT FOR




ROBIN



GREAT TIT



BLUE TIT



# BIRDWATCHING

Birds are brilliant at foraging their own food like seeds, nuts, berries and minibeasts. Making bird feeders and keeping your bird feeding area well stocked will attract all different types of garden birds. It will also help the birds during the harsher winter months.



## WHAT YOU NEED

Nothing! (Maybe some patience)

Bird watching can be equipment free but you may want to use some binoculars for a closer look. We encourage you to take a notepad and pencil for some bird sketches.



## WHAT TO DO

Sit nice and quiet so you don't frighten any of your bird friends.

Keep checking through your binoculars and use a spotter sheet to identify the birds you see.



## WHERE TO GO

There are so many lovely places in Blackpool to spot birds. You can even encourage them to your own garden or local park by making bird feeders.

Marton Mere have their own bird hides so you can go on a bird watching stake out. Stanley Park have a wonderful bird feeding area in the ecological area.



## MAKE YOUR OWN BINOCULARS

What you need

2 cardboard tubes

Coloured card

Glue


Materials for decoration

String

Sellotape

Wrap coloured card around each cardboard tube and glue down the edge of the paper to secure in place. Stick both tubes together using the glue stick.

Decorate your binoculars  
Sellotape string from one tube to the other so you can wear them whilst birding.



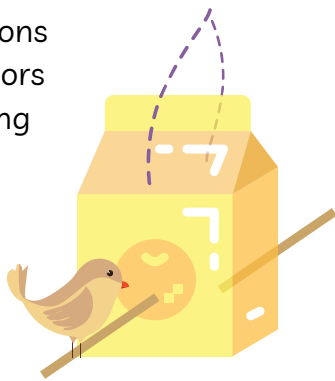
# BIRD FEEDERS

Birds are brilliant at foraging their own food like seeds, nuts, berries and minibeasts. Making bird feeders and keeping your bird feeding area well stocked will attract all different types of garden birds. It will also help the birds during the harsher winter months.

## WHAT YOU NEED



2ltr Juice Carton  
Paper  
Glue  
Crayons  
Scissors  
String



## HOW TO CREATE A BIRD FEEDER

Wash the juice carton and rinse well, leave to dry fully.

Stick the paper on your carton covering it all.  
Decorate your bird feeder with crayons or stickers.

Ask an adult to help cut a large semi circle at the bottom of the carton.

Make a hole in the top of the carton on the opposite side to the juice lid.

Thread some string through the juice lid hole and the hole you have made and tie a knot so you can use this to hand your bird feeder.



## WINTER PINECONE FEEDER

Pine cone  
Lard  
Birdseed  
String



Tie some string securely under the scales of a pinecone.

Roll the pinecone into some lard covering all the scales.

Roll the pinecones in some bird seed

## BIRD RING

Wire  
Dried Fruit  
Hoop Cereal

Shape your wire into an open circle.  
Start threading the cereal hoops and dried fruit.

Tie the wire together in a loop and hang from a tree or a bird table.



# SHARE A STORY

Reading with nature

## STORY CUBE

Watch Melissa at "Get Blackpool Reading" Facebook page as she shows us how to create your own story cubes. Simply give them a roll to help you invent your own hilarious sentences and stories with your family. The possibilities are endless!




## SHADOW PUPPETS

Create a shadow puppets with your hands to create your own stories. Perfect for bedtimes using a lamp light. Check out Pinterest for a guide to animal hand shadows. You can even use a stick and card to draw a picture template as silhouette puppets.





## BIRD SOUNDS


Make some bird music by cheeping, chirping, whistling and singing. Listen to some bird song on the Woodland Trust Website. Try to copy all the different types of sounds.



A really fun push button book where you can listen to and learn all the different bird sounds.



A lovely illustrated book describing all different types of nests. what animals lay eggs and how do they build their nests.



A brilliant book for interactive story telling.





# LET'S SING!

The Owl and the Pussycat  
Went to sea in a beautiful pea-green boat,  
They took some honey, and plenty of money,  
Wrapped up in a five pound note.

The Owl looked up to the stars above  
And sang to a small guitar,

"O lovely Pussy!

O Pussy, my love,

What a beautiful Pussy

You are, you are, you are,

What a beautiful Pussy you are.

"Pussy said to the Owl"

You elegant fowl how charmingly

Sweet you sing.

O let us be married,

Too long we have tarried;

But what shall we do for a ring?

"They sailed away, for a year and a day,

To the land where the Bong-tree grows,

And there in a wood a Piggy-wig

Stood with a ring at the end of his nose,

His nose, his nose,

With a ring at the end of his nose.

"Dear Pig, Are you willing To sell for one shilling  
your ring?" Said the Piggy, "I will"

So they took it away,

And were married next day by the Turkey

Who lives on the hill.

They dined on mince,

And slices of quince,

Which they ate with a runcible spoon.

And hand in hand, on the edge of the sand they  
danced by The light of the moon, the moon, the  
moon,

They danced by the light of the moon.

